

## Revision Notes

### Class 12 Mathematics

#### Chapter 12 - Linear Programming

##### Linear Programming & Its Applications

- It is a common optimization (maximisation or minimization) approach used in business and everyday life to find the maximum or minimum values necessary of a linear expression in order to meet a set of supplied linear constraints.
- It may entail determining the most profit, the lowest cost, or the least amount of resources used, among other things.
- Industry, commerce, management science, and other fields use it.

##### Linear Programming Problem and its Mathematical Formulation

###### Optimal value:

Maximum or Minimum value of a linear function.

###### Objective Function:

- The function that needs to be improved (maximized/minimized)
- Linear function  $Z = ax + by$ , where  $a, b$  are constants, which has to be maximised or minimized is called a **linear objective function**.
- For example,  $Z = 250x + 75y$  where variables  $x$  and  $y$  are called **decision variables**.

###### Linear Constraints:

- The objective function is to be optimised using a system of linear inequations/equations.
- In a linear programming issue, linear inequalities/equations or limitations on the variables are used.
- Also called **Overriding Conditions** or **Constraints**.
- The conditions  $x \geq 0, y \geq 0$  are called **non-negative restrictions**.

###### Non-negative Restrictions:

All of the variables used to make decisions are assumed to have non-negative values.

###### Optimization problem:

- A problem that seeks to maximize or minimize a linear function (say of two variables  $x$  and  $y$ ) subject to certain constraints as determined by a set of linear

inequalities.

- Linear programming problems (LPP) are a special type of optimization problem.

**Note:**

- The term "**linear**" denotes that all of the mathematical relationships in the problem are linear.
- The term "**programming**" refers to the process of deciding on a specific program or course of action.

**Mathematical Formulation of the Problem**

- A general LPP can be stated as

$$(\text{Max / Min}) Z = c_1x_1 + c_2x_2 + \dots + c_nx_n$$

(Objective function) subject to constraints and non-negative restrictions.

$$\left\{ \begin{array}{l} a_{11}x_1 + a_{12}x_2 + \dots + a_{1n}x_n (\leq = \geq) b_1 \\ a_{21}x_1 + a_{22}x_2 + \dots + a_{2n}x_n (\leq = \geq) b_2 \\ \cdot \\ \cdot \\ \cdot \\ a_{m1}x_1 + a_{m2}x_2 + \dots + a_{mn}x_n (\leq = \geq) b_m \end{array} \right\}$$

- Where
- $x_1, x_2, \dots, x_n \geq 0$  where  $a_{11}, a_{12}, \dots, a_{mn}$  ;
- $b_1, b_2, \dots, b_m$  and  $c_1, c_2, \dots, c_n$  are **constants** and
- $x_1, x_2, \dots, x_n$  are **variables**.

**Graphical method of solving linear programming problems**

**Terminologies**

**Solution of an LPP:**

A set of values of the variables  $x_1, x_2, \dots, x_n$  that satisfy the restrictions of an LPP.

**Feasible Solution of an LPP:**

- A set of values of the variables  $x_1, x_2, \dots, x_n$  hat satisfy the restrictions and **non-negative restrictions of an LPP**.

- **Possible solutions to the restrictions** are represented as points within and on the boundary of the feasible zone.

### **Feasible Region:**

The common region determined by all the constraints including non-negative constraints  $x, y \geq 0$  of a linear programming problem, is called **the feasible region** (or solution region) for the problem.

### **Feasible Choice:**

**Each point is in the feasible region.**

### **Infeasible Region:**

**The region outside the feasible region.**

### **Infeasible Solution:**

**Any point outside the feasible region.**

### **Optimal Solution of an LPP:**

A feasible solution of an LPP is said to be optimal (or optimum) if it also **optimizes the objective function** of the problem.

### **Graphical Solution of an LPP:**

The solution of an LPP is obtained by the graphical method, that is by drawing the **graphs** corresponding to the **constraints and the non-negative restrictions**.

### **Unbounded Solution:**

Such solutions exist if the value of the objective function can be **increased or decreased** forever.

### **Example:**

Graph the constraints stated as linear inequalities:

- $5x + y \leq 100$  ... (1)
- $x + y \leq 60$  ..... (2)
- $x \geq 0$  ..... (3)
- $y \geq 0$  ..... (4)

### **Solution:**

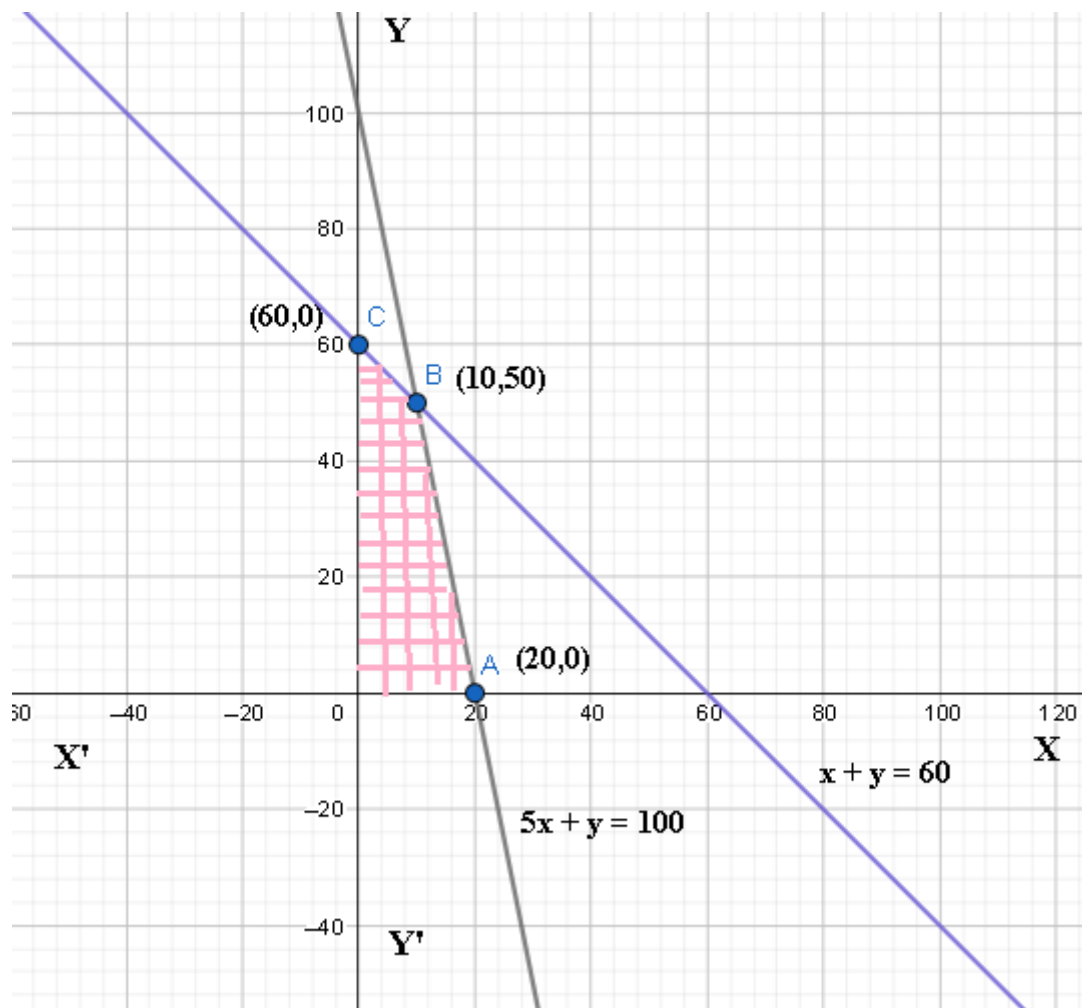
For Plotting the Equation (1),

- Let  $x = 0$ . Hence we get the point  $y = 100$

- Let  $y = 0$ . Hence we get the point  $x = \frac{100}{5} = 20$
- The equation (1) is obtained by joining the points  $(20,100)$

For Plotting the Equation (2),

- Let  $x = 0$ . Hence we get the point  $y = 60$
- Let  $y = 0$ . Hence we get the point  $x = 60$
- The equation (2) is obtained by joining the points  $(60,60)$
- From Equation (3) and Equation (4), we know both  $x$  and  $y$  are more significant than 0.



From the graph above,

- Possible solutions to the constraints are represented by points within and on the edge of the feasible zone.
- Here, every point within and on the boundary of the feasible region OABC represents a possible solution to the problem.

- For example, point  $(10,50)$  is a feasible solution to the problem, and so are the points  $(0,60), (20,0)$ , etc.
- Any point outside the possible region is called an infeasible solution. For example, point  $(25,40)$  is an infeasible solution to the problem.
- Now, we can see that every point in the feasible region  $OABC$  satisfies all the constraints given in (1) to (4). Because there are endless points, it is unclear how to discover a position that yields the objective function's most significant value  $z = 250x + 75y$ .

Vertex of the Feasible Region	The corresponding value of $Z$ (in Rs)
O $(0,0)$	0
A $(0,60)$	4500
B $(10,50)$	6250 (Maximum)
C $(20,0)$	5000

### Theorem 1

- Let  $R$  be the feasible region (convex polygon) for a linear programming problem.
- Let  $Z = ax + by$  be the objective function.
- When the variables  $x$  and  $y$  are subject to constraints specified by linear inequalities, the optimal value  $Z$  (maximum or minimum) must occur at a **corner point\*** (vertex) of the feasible region.

### Theorem 2

- Let  $R$  be the feasible region for a linear programming problem.
- Let  $Z = ax + by$  be the objective function.
- If an objective function  $R$  is bounded\*\*, then the objective function  $Z$  has both a maximum and a minimum value on  $R$  and each of these occurs at a corner point (vertex) of  $R$ .

#### • Remark:

The objective function may not have a **maximum or minimum** value if  $R$  is **unbounded**. It must, however, occur at a corner point of  $R$  if it exists.

### A Graphical Approach to Solving a Linear Programming Issue

It can be solved by using below methods, they are as follows;

1. Corner point method
2. Iso-profit or Iso-cost method

#### Corner Point Method:



- Based on the principle of the extreme point theorem.
- Procedure to Solve an LPP Graphically by Corner Point Method
- Consider each constraint as an equation.
- Plot each equation on a graph, as each one will geometrically represent a straight line.
- The common region thus obtained satisfying all the constraints, and the **non-negative restrictions** are called the **feasible region**. It is a **convex polygon**.
- Determine the **vertices** (corner points) **of the convex polygon**. These vertices are known as the feasible region's **extreme points of corners**.
- Find the objective function's values at each of the extreme points.
- The optimal solution of the given LPP is the point where the value of the objective function is optimum (maximum or minimum).

### **Isom-profit or Iso-cost Method:**

#### **Iso-profit or Iso-cost Method for Graphically Solving an LPP:**

- Consider each constraint to be a mathematical equation.
- Draw each equation on a graph, as each one will represent a straight line geometrically.
- The polygonal region reached by meeting all constraints and non-negative limits is the feasible region, a convex set of all viable solutions of a given LPP.
- Determine the viable region's extreme points.
- Give the objective function  $Z$  a handy value  $k$  and draw the matching straight line in the  $xy$ -plane.
- If the problem is maximization, draw parallel lines to  $Z = k$  and find the line farthest from the origin and has at least one point in common with the viable zone.
- If the problem is of minimisation, then draw lines parallel to the line  $Z = k$  that is closest to the origin and has minimum one point in common with the feasible zone.
- The optimal solution of the given LPP is the common point so achieved.

### **Working Rule for Marking Feasible Region**

Consider the constraint  $ax + by \leq c$ , where  $c > 0$ .

- To begin, make a straight line  $ax + by = c$  by connecting any two points on it.
- Find two points that satisfy this equation as a starting point.
- This straight-line divides the  $xy$ -plane into two parts.
- The inequation  $ax + by < c$  will represent that part of the  $xy$ -plane which lies to that side of the line  $ax + by = c$  in which the origin lies.

Again, consider the constraint  $ax + by \geq c$ , where  $c > 0$ .

- Draw the straight line  $ax + by = c$  by joining any two points on it.

- This straight-line divides the  $xy$ -plane into two parts.
- The inequation  $ax + by \geq c$  will represent that part of the  $xy$ -plane, which lies to that side of the line  $ax + by = c$  in which the origin does not lie.

### Important Points to be remembered

#### 1. Basic Feasible Solution:

A fundamental solution that also meets the **non-negativity** constraints is known as a **BFS**.

#### 2. Optimum Basic Feasible Solution:

A BFS is said to be optimum if it also **optimizes** (Max or min) the objective function.

#### Example:

Solve the following linear programming problem graphically:

Maximize  $Z = 4x + y \dots (1)$

Subject to the constraints:

- $x + y \leq 50 \dots (2)$
- $3x + y \leq 90 \dots (3)$
- $x \geq 0, y \geq 0 \dots (4)$

#### Solution:

For Plotting the Equation (2) ,

- Let  $x = 0$ , Hence we get the point  $y = 50$
- Let  $y = 0$ . Hence we get the point  $x = 50$
- Equation (2) is obtained by joining the points (50,50)

For Plotting the Equation (3) ,

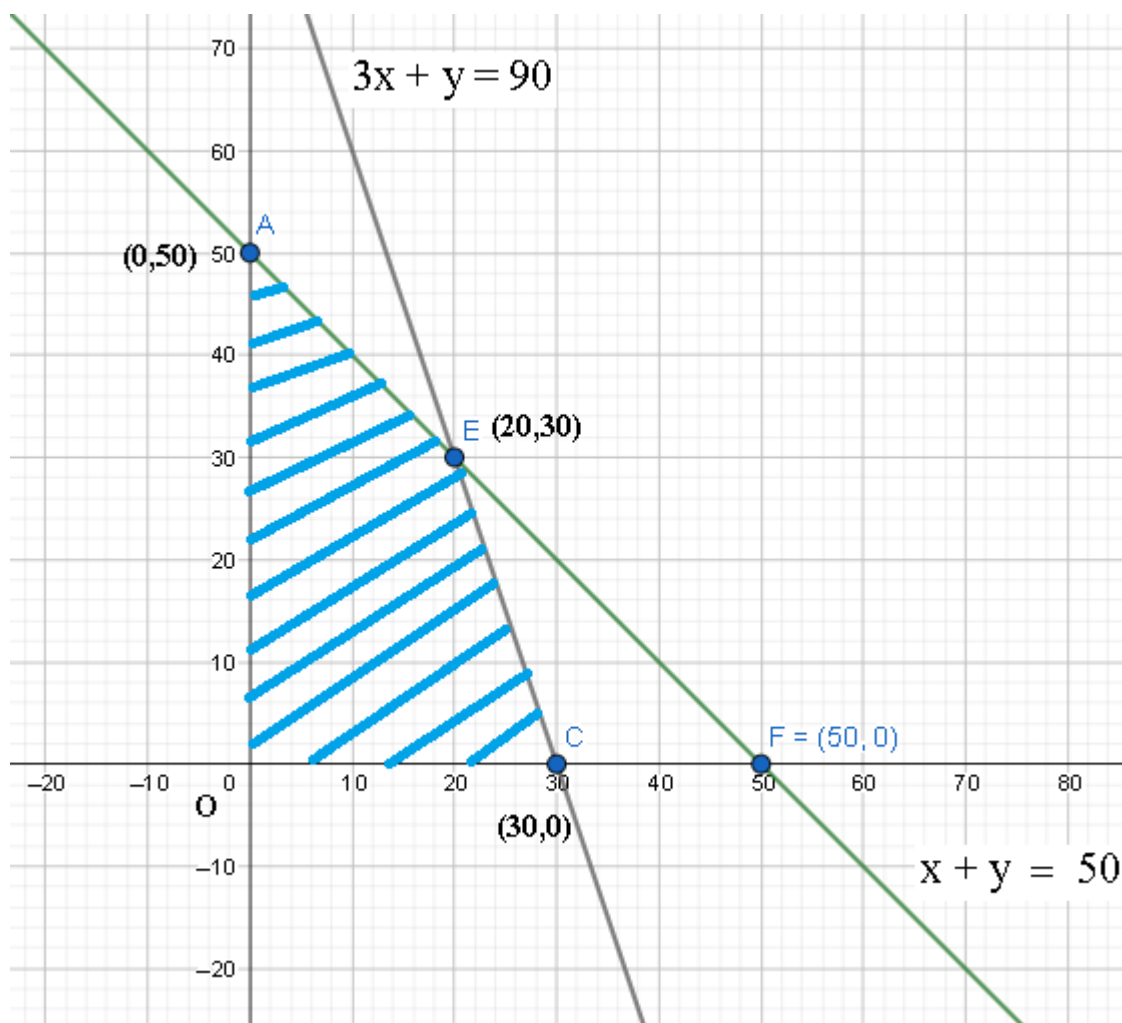
- Let  $x = 0$ . Hence we get the point  $y = 90$
- Let  $y = 0$ . Hence we get the point  $x = 30$
- The equation (3) is obtained by joining the points (30,90)

From Equation (4), we know both  $x$  and  $y$  are greater than 0.

As a result, the points are (0,0), (50,50), (0,50), (30,0), (30,90).

The viable region in the graph is colored, as determined by the system of constraints (2) to (4).

The viable region OAEC is bounded, as shown below;



By replacing the vertices of the bounded region for the vertices of the bounded region, the maximum value of  $Z$  may be determined using the **Corner Point Method**.

As a result, the highest value of  $Z$  at the position is 120 at the point  $(30,0)$ .

Corner Point	The corresponding value of $Z$
$(0,0)$	0
$(30,0)$	120 (Maximum)
$(20,30)$	110
$(0,50)$	50

**Example:**

Determine the minimum value of the objective function graphically.,

$$Z = -50x + 20y \dots (1)$$

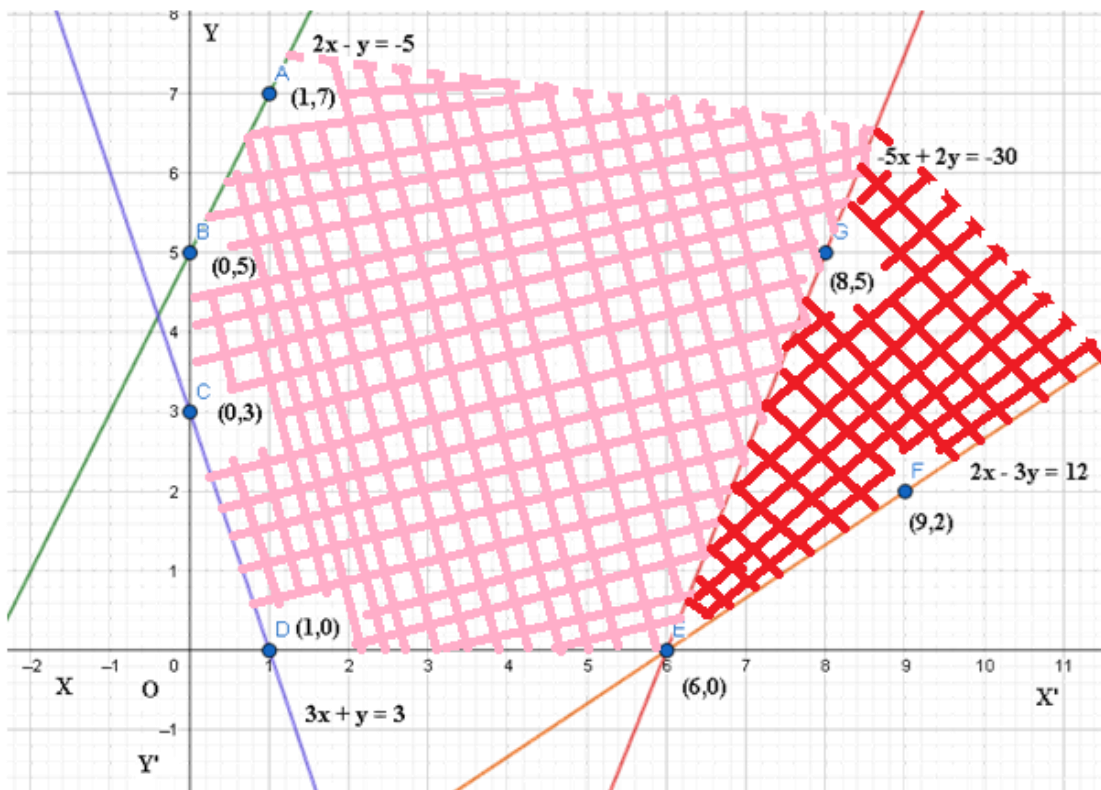
Subject to the constraints:



- $2x - y \geq -5 \dots (2)$
- $3x + y \geq 3 \dots (3)$
- $2x - 3y \leq 12 \dots (4)$
- $x \geq 0, y \geq 0 \dots (5)$

**Solution:**

We need to graph the feasible region of the system of inequalities (2) to (5). The viable shaded area is shown in the graph.



Corner Point	$Z = -50x + 20y$
(0,5)	100
(0,3)	60
(1,0)	-50
(6,0)	-300 (Smallest)

By Observation that the feasible region is **unbounded**.

At the corner points, we now examine  $Z$ .

From this table, we found that  $-300$  is the smallest value of  $Z$  at the corner point

(6,0).

Since the region would have been bounded, this smallest value of  $Z$  is the minimum value of  $Z$  (Theorem (2)).

But here, we have seen that the feasible part is unbounded.

Therefore,  $-300$  may or may not be the minimum value of  $Z$ .

We use a graph to decide on this topic.

$-50x + 20y < -300$  that is,

$-5x + 2y < -30$  (By dividing the above Equation by 10)

And need to confirm whether the resulting open half-plane has points in common with the feasible region or not.

If it has common attributes, then  $-300$  will not be the minimum value of  $Z$ . Otherwise,  $-300$  will be the minimum value of  $Z$ .

As shown in the above graph, it has common points, and hence,

$Z = -50x + 20y$  has **no minimum value** subject to the given constraints.

### General features of linear programming problems

1. A **convex** region is always the **viable zone**.
2. The **vertex (corner)** of the feasible region is where the objective function's **maximum** (or most minor) solution occurs.
3. If two corner points have the same **maximum** (or lowest) objective function value, then every point on the line segment connecting them has the same **top** (or minimum) value.

### Different Types of Linear Programming Problems:

The following are some of the most crucial linear programming problems:

#### 1. Manufacturing problems:

When each product requires a fixed quantity of workforce, machine hours, labour hour per unit of product, warehouse space per unit of output, and so on, determine the number of units of various things that a company should manufacture and sell to optimise profit.

#### 2. Diet problems:

Determine the number of constituents/nutrients that should be included in a diet to keep the expense of the intended diet as low as possible while ensuring that each constituent/nutrient is present in a minimum amount.

#### 3. Transportation problems:

Determine a transportation timetable to determine the most cost-effective method of moving a product from various plants/factories to multiple to keep the intended diet's expense markets.